

The Impressionist Necklace, Earrings and Ring Set


Project S1002
Designer: Megan Patton

The impression jasper gemstone beads used in this set are incredibly pretty, with swirls of purple, aqua blue, and copper colors. They are perfectly accented with copper components and deep purple ribbon.




What You'll Need

Real Copper Fishhooks Earring Hooks 16mm (50)




SKU: FEA-3017
Project uses 2 pieces

Genuine Copper Open Jump Rings 5mm 20 Gauge (50)



SKU: FJR-3082
Project uses 8 pieces

Purple Impression Jasper (Dyed) Round Gemstone Beads 8mm (15.5 Inch Strand)



SKU: SPJA-618
Project uses 1 strand

Artistic Wire Bare Copper Craft Wire 18 Gauge - 4 Yards




SKU: WCR-1834
Project uses 1 piece

Artistic Wire Bare Copper Craft Wire 24 Gauge - 10 Yards



SKU: WCR-2434
Project uses 1 piece

Silk Fabric Flat Silky Ribbon 2cm 'Amethyst Purple' 42 Inch Strand (1)



SKU: XCR-48033
Project uses 1 foot

E6000 Industrial Strength Glue Adhesive (0.18 fl oz)



SKU: XTL-1054
Project uses 1 piece



Specialized Tools

Beadsmith Jeweller's Micro Pliers Chain Nose Flat Nose



SKU: XTL-5511

Beadsmith Jewelry Fine Round Nose Micro Pliers



SKU: XTL-5514

Xuron Sharp Flush Cutter Pliers - Wire/Soft Flex



SKU: XTL-5600

Eurotool Nylon Jaw Pliers Chain Nose- For Scratch-Free Wire Work



SKU: XTL-0074

Wire Looping Pliers - Concave And Round Nose



SKU: XTL-5032

Wubbers Bail Making Jewelry Pliers - Large 7mm & 9mm Size



SKU: XTL-0032



Instructions:

Be sure to look through your strand of beads and choose your favorites to feature in your jewelry!

The instructional video: How to Make a Wire Wrapped Gemstone Jewelry Set will walk you through the entire process of making these pieces. Watch it once through before you begin, and then follow along as you go.

To Make the Necklace:

1. Use five 8mm impression jasper round beads, 18 gauge bare copper Artistic Wire, and 24 gauge bare copper Artistic Wire to create five necklace links as shown in the video. Connect them as shown using 5mm, 20 gauge genuine copper jump rings.
2. Cut a piece of amethyst purple silk fabric flat ribbon in half. Attach each cut end to a jump ring as demonstrated in the video, and then use another jump ring to attach each end of your links to a ribbon.

To Make the Earrings:

1. Use two jasper beads and the two sizes of copper wire to create two earring links, with wrapped wire loops, as shown in the video. Gently open the loop on a genuine copper fishhook earring hook and hang one of the earring links from it using the wrapped wire loop. Repeat with the second earring.

To Make the Ring:

1. Use a jasper bead and the two sizes of copper wire to create a ring as demonstrated in the video.

Variations

Use a different type of gemstone bead and findings to match to give this set a completely different look and feel.

When substituting in items, pay attention to sizes and styles to make sure all your pieces will fit together.



Keywords: gemstone, wire wrapped, necklace, earrings, ring, spiral, swirl, jasper, purple, blue, aqua, copper