

Evening Jazz Necklace and Earrings Set

Project S1000

Designer: Megan Milliken

This necklace and earrings set has such an art deco feel! Gunmetal seed beads give the perfect subtle shine, and Swarovski crystals in crystal comet argent light add just a bit of sparkle. This set is perfect for an elegant evening out.




What You'll Need

Czech Seed Beads 8/0 Jet Black Opaque (1 Ounce)




SKU: BCS-8240
Project uses 100 pieces

Miyuki Delica Seed Beads 11/0 'Gun Metal' Gray DB001 7.2 Gram Tube




SKU: DB-001
Project uses 4 tubes

Gunmetal Plated Ball Earring Hooks (x100)



SKU: FEA-3007
Project uses 2 pieces

SWAROVSKI ELEMENTS Crystal Beads, 5328 Bicone, 4mm, 24 Pieces, Crystal Comet Argent Light



SKU: SWBI-1412
Project uses 50 pieces

Gorgeous Necklace Grosgrain Ribbon 3/8 Inch Jet Black (5 Yards)



SKU: XCR-49005
Project uses 1 piece

E6000 Industrial Strength Glue Adhesive (0.18 fl oz)



SKU: XTL-1054
Project uses 1 piece



Specialized Tools

Beading Needles For Soft Touch .010 16 Needles Size 10




SKU: XTL-3010

BeadSmith Cordless Thread Zap II Thread Burner Tool



SKU: XTL-0106

Fiskars 5 Precision Tip Scissors - Super Sharp



SKU: XTL-5700



Instructions:

When you are working with the beads in the top of the beaded tassels, be gentle, and be careful not to pull them away from the base of the tassel. If they do come loose, use an applicator to apply a very small amount of E6000 glue under the loose beads, press them back down, and allow the glue to dry before you move on.

To Begin, watch the video [How to Make a Beaded Tassel](#) and make four beaded tassels using size 11/0 Miyuki Delica beads in gunmetal, .008" Fireline in smoke, and 3/8" grosgrain ribbon in black. Make the tassels with 20 2" strands.

For the Necklace:

1. Cut a 5' piece of .008" Fireline in smoke. Place a bead stopper about 6" from one end and thread the other end through a size 10 beading needle.
2. String one black size 8/0 czech seed bead, then one crystal comet argent light 4 mm Swarovski Crystal bicone bead, then another black size 8/0 seed bead, and then 15 gunmetal size 11/0 Miyuki Delica seed beads. Repeat this pattern until your strung beads measure about 48" and then end with a black size 8/0 seed bead, a bicone bead, and one more black size 8/0 seed bead.
3. Pull your needle through the center bead on the 5 bead loop at the top of one of your beaded tassels. Tie the Fireline securely above the bead in the loop. Make sure that you keep the strand of beads pulled tight when you tie your knot. Pull your needle back up through the strung beads for a few inches and then use the Thread Zap to cut the thread tail.
4. Remove the bead stopper from the other end of your work and repeat the last step to attach a beaded tassel to that end.

For the Earrings:

1. Cut a 2' length of Fireline and thread it though your needle. Gently pull your needle through several of the beads next to the beaded loop on the top of a beaded tassel and then up through three of the beads in the loop.
2. String one black size 8/0 seed bead, then one bicone bead, and then another black size 8/0 seed bead. Bring your needle though the loop in a gunmetal plated ball earring hook, and then back down through the last three beads.
3. Bring your needle through the side of the middle seed bead (in the tassel loop) that the thread is not coming out of. Then continue through the last two beads in the loop.
4. Gently pull your needle through several beads next to the loop. Tie off and weave in your ends.

Variations

Changing the colors of the beads and crystals in this set will give you a whole new look.

When substituting in items, pay attention to sizes and styles to make sure all your pieces will fit together.

