

## Zen Agate Necklace

**Project N728** [Skill Level: Beginner]  
Designer: Julie Bean

In the Zen Agate Necklace translucent green, yellow, and white agate swirl beautifully together in a bold faceted tube bead. Accenting the tube bead is a sleek gold beading chain and delicate lobster clasp.



### What You'll Need

22K Gold Plated Sleek Lobster Claw Clasps 12mm (10)



SKU: FCL-2531  
Project uses 1 piece

22K Gold Plated Cord Ends / 2 x 3mm Crimp Beads W Loop (100)




SKU: FCR-1321  
Project uses 2 pieces

22K Gold Plated Open Jump Rings 5mm 20 Gauge (100)



SKU: FJR-5250  
Project uses 2 pieces

Bright Gold Plated Fine Snake Beading Chain 1mm Bulk By The Foot



SKU: CHA-99996  
Project uses 17 inches

Stunning Yellow Green White Agate Beads Long Faceted Tapered Tubes 43mm (2 Beads)



SKU: SPAG-21  
Project uses 1 piece

### Specialized Tools

Standard Size Beading Crimping Pliers (For 2x2mm & 2x1mm Crimp Beads)




SKU: XTL-5200

Xuron Sharp Flush Cutter Pliers - Wire/Soft Flex



SKU: XTL-5600

Beadsmith Jeweller's Micro Pliers Chain Nose Flat Nose



SKU: XTL-5511

### Instructions:




With the ingredients in this project you can make up to a 24.5 inch necklace. In the first step of this project, cut your beading chain to your desired length. The instructions make a 17.5 inch necklace if you do not adjust the chain length.

1. Cut a 17 inch length of beading chain.
2. Attach a crimp bead with loop to one end of the chain.
3. Slide your long faceted tapered tube agate bead onto the chain.
4. Attach a crimp bead with loop to the other end of the beading chain.
5. Open a jump ring and attach it to one of the crimp beads with loops. Close the jump ring.
6. On the other side of the necklace open another jump ring and attach it to the crimp tune with loop and the jump ring attached to your lobster clasp. Close the jump ring.
7. That's it! All done.

### Variations

Choose from a variety of pretty gemstone tube beads for this project.

When substituting in items, pay attention to sizes and styles to make sure all your pieces will fit together.



**Keywords:** gemstone, agate