


Nunn Design Large Poppy Pod Necklace


Project N3001 [Skill Level: Beginner]
Designer: Karlin Jones


This simple, yet striking pendant necklace has a lovely, botanical look. Perfect for those who love a natural touch to their jewelry!




What You'll Need

- 


Antiqued Silver Plated Cable Chain 3mm Bulk By The Foot
SKU: CHA-9664
Project uses 24 inches
- 


Nunn Design Antiqued Silver Plated Large Poppy Pod Focal Pendant 29mm (1)
SKU: PND-7992
Project uses 1 piece
- 

Antiqued Silver Plated Open Jump Rings 6mm 20 Gauge (50)
SKU: FJR-3094
Project uses 2 pieces
- 

Antiqued Silver Plated Sleek Lobster Claw Clasps 12mm (6)
SKU: FCL-2527
Project uses 1 piece

Specialized Tools


- 

Beadsmith Jewelry Fine Round Nose Micro Pliers
SKU: XTL-5514
- 

Xuron Sharp Flush Cutter Pliers - Wire/Soft Flex
SKU: XTL-5600

Instructions:

1. To begin, open your 6mm antiqued jump ring using your round nose pliers.
2. Link your jump ring onto one end of your chain and then close the jump ring back up.
3. String your Nunn Design Poppy Pod pendant onto your chain.
4. Open another 6mm antiqued jump ring onto the other end of your chain and slide on your antiqued silver lobster claw clasp.
5. Close the jump ring.
6. Enjoy!



Variations

These stunning Nunn Design Poppy Pod charms come in many styles. Enjoy picking your favorite and have fun mixing and matching!

When substituting in items, pay attention to sizes and styles to make sure all your pieces will fit together.



Keywords: Poppy, Pod, Silver, Pendant, Chain, Nunn Designs, Simple, btq-nature