


Love Never Dies Necklace


Project N192  
Designer: Andrea Morici


This ghoulishly romantic monochromatic piece showcases an intriguing Green Girl pendant that has a stylized skull on one side, and the phrase "Love Never Dies" on the reverse.





What You'll Need


- 


Soft Flex Best Beading Wire .014 Inch - 30 Ft.  
SKU: XCR-5143  
Project uses 2 feet
- 


Gun Metal Plated Closed Jump Rings 8mm 18 Gauge Gunmetal Plated (50)  
SKU: FJR-4038  
Project uses 2 pieces
- 


Black Finish Pewter Open Oval Jump Rings 6mm 20 Gauge (50)  
SKU: FJR-6000  
Project uses 3 pieces
- 


Black Finish Pewter Heirloom Toggle Clasp 14.7mm (1)  
SKU: FCL-7700  
Project uses 1 piece
- 


Gunmetal Grey Brass Open Eye Pins 21 Gauge 2 Inch (x50)  
SKU: FHP-6270  
Project uses 1 piece
- 


Gun Metal Head Pins 2 Inches 24 Gauge (X50)  
SKU: FHP-5421  
Project uses 1 piece
- 


Gun Metal Brass Crimp Beads 2mm x 1.5mm (100)  
SKU: FCR-1253  
Project uses 2 pieces
- 


Gun Metal Brass Fluted Crimp Bead Covers 4mm (144)  
SKU: FCR-1083  
Project uses 2 pieces
- 


Green Girl Studios Pewter Love Never Dies Pendant Bead (1) - GG7  
SKU: PND-9453  
Project uses 1 piece
- 


Black Finish Pewter Skull With Roses Beads 10mm (2)  
SKU: BMB-5611  
Project uses 1 piece
- 


Black Finish Pewter Daisy Spacer Beads 3mm (50)  
SKU: BMB-5602  
Project uses 2 pieces
- 

Czech Glass Beads Small 14.5 x 8mm Bone Shape Beads Black (10)  
SKU: BCP-9601  
Project uses 3 pieces
- 

Czech Fire Polish Glass Beads 4mm Round 'Hematite' (50)  
SKU: BCP-3485  
Project uses 20 pieces
- 

Czech Seed Beads 6/0 'Witches Brew' Black & Iris Mix Lot  
SKU: BCS-6291  
Project uses 54 pieces
- 

Miyuki Delica Seed Beads 11/0 Galvanized Silver Frost Pewter DB1159 7.2 Grams  
SKU: DB-1159  
Project uses 88 pieces
- 

Black Finish Pewter Nugget Heishe Spacer Beads 6mm (10)  
SKU: BMB-5617  
Project uses 10 pieces
- 

Black Finish Pewter Round 'Casbah' Beads 7mm (4)  
SKU: BMB-5609  
Project uses 4 pieces

Instructions:

1. Begin by creating the pendant. Thread a daisy spacer, a black pewter skull bead, and another daisy spacer onto a gunmetal headpin. Create a wrapped wire loop and trim off excess wire. Now thread a black Czech glass bone bead onto a gunmetal eyepin. Create a simple wire loop (larger than the existing one) and trim off excess wire. Open the loop at each end of the bone bead, the same way you would open a jump ring. Thread the smaller loop through the wrapped wire loop at the top of the skull bead. Thread the larger loop through the hole at the bottom of the Green Girl pendant. Close both loops. Open a black pewter oval jump ring. Thread it through the hole at the top of the Green Girl pendant and close the jump ring once more. Set the pendant aside.

2. Using your flush cutters (XTL-5600), cut a piece of beading wire two feet in length. Secure one end with a Bead Stopper (XTL-3000).

3. Onto your wire, thread an inch and a quarter long segment of alternating 6/0 "witches brew" seed bead mix and 11/0 galvanized silver delicas, beginning and ending the segment with a 6/0 seed bead.

4. Now thread the following:
  - o an 11/0 galvanized silver delica
  - o a 6/0 "witches brew" seed bead
  - o an 11/0 galvanized silver delica
  - o a 6/0 "witches brew" seed bead
  - o an 11/0 galvanized silver delica
  - o a 6/0 "witches brew" seed bead
  - o an 11/0 galvanized silver delica
  - o a 4mm round hematite fire polish
  - o an 11/0 galvanized silver delica
  - o a 6mm black pewter nugget heishe spacer bead
  - o an 11/0 galvanized silver delica
  - o a 4mm round hematite fire polishRepeat this sequence three more times, for a total of four.

5. Now thread the following:
  - o an 11/0 galvanized silver delica
  - o a 6/0 "witches brew" seed bead
  - o an 11/0 galvanized silver delica
  - o a 6/0 "witches brew" seed bead
  - o an 11/0 galvanized silver delica
  - o a 6/0 "witches brew" seed bead
  - o an 11/0 galvanized silver delica
  - o a 7mm black pewter round casbah bead
  - o an 11/0 galvanized silver delica
  - o a black Czech glass bone bead
  - o an 11/0 galvanized silver delica
  - o a 7mm black pewter round casbah bead
  - o an 11/0 galvanized silver delica
  - o a 6/0 "witches brew" seed bead
  - o an 11/0 galvanized silver delica
  - o a 6/0 "witches brew" seed bead
  - o an 11/0 galvanized silver delica
  - o a 6/0 "witches brew" seed bead
  - o an 11/0 galvanized silver delica
  - o a 4mm round hematite fire polish
  - o an 11/0 galvanized silver delica
  - o a 6mm black pewter nugget heishe spacer bead
  - o an 11/0 galvanized silver delica
  - o and a 4mm round hematite fire polish

6. Now thread on your pendant through the oval jump ring at the top. This is the halfway point.

7. String the second half of the necklace as a mirror image of the first.

8. Onto the end of the strand thread a gunmetal crimp bead, but do not crimp it yet. Thread the strand through a closed gunmetal jump ring, back through the crimp bead and several of the consecutive beads. Pull the beading wire snug, and crimp the crimp bead. Trim excess beading wire from this end.

9. Remove the Bead Stopper from the other end of the strand. Repeat the previous step.

10. Open two oval jump rings. Use one to attach one half of the toggle clasp to one end of the necklace and use the other to attach the other half of the toggle clasp to the other end of the necklace. Close both jump rings again.