

Brass In Pocket Necklace

Project N172

Designer: Andrea Morici

This necklace is the epitome of simple elegance. Wear it with our "Brass In Pocket" earrings for a very put together look.




What You'll Need

Vintaj Natural Brass Fluted Round 3mm Melon Spacer Beads (20)



SKU: BMB-4233
Project uses 8 pieces

Antiqued Brass Small 3mm Round Seamed Beads (50)



SKU: BMB-1502
Project uses 2 pieces

Antiqued Brass 5mm Round Seamed Beads (25)




SKU: BMB-1504
Project uses 2 pieces

Antiqued Brass 6mm Round Seamed Beads (25)




SKU: BMB-1505
Project uses 2 pieces

Antiqued Brass 8mm Round Seamed Beads (10)



SKU: BMB-1506
Project uses 2 pieces

Antiqued Brass 10mm Round Seamed Beads (6)




SKU: BMB-1507
Project uses 1 piece

Antiqued Brass Sleek Beading Chain .7mm Bulk By The Foot



SKU: CHA-1622
Project uses 2 feet

Antiqued Brass Beading Chain End Cap (4) Fancy Crimp Beads



SKU: FCR-1325
Project uses 2 pieces

Antiqued Brass Chain Necklace Extender With Ball End - 3 Inch (x10)



SKU: AXC-2729
Project uses 1 piece

Antiqued Brass Curved Lobster Clasps 9.5mm (10)



SKU: FCL-4710
Project uses 1 piece

Vintaj Natural Brass Jump Rings 4mm Open 21 Gauge (25)



SKU: FJR-5340
Project uses 2 pieces

Instructions:

1. Cut a length of chain at fifteen and a half inches long. Thread one end of the chain into a beading chain end cap/crimp end and squeeze the center part of the crimp with a pair of chain nose pliers.
2. Thread the following onto the chain:
 - o a 3mm round antiqued brass bead (BMB-1502)
 - o a 3mm round natural brass melon spacer bead (BMB-4233)
 - o a 5mm round antiqued brass bead (BMB-1504)
 - o a 3mm round natural brass melon spacer bead (BMB-4233)
 - o a 6mm round antiqued brass bead (BMB-1505)
 - o a 3mm round natural brass melon spacer bead (BMB-4233)
 - o an 8mm round antiqued brass bead (BMB-1506)
 - o a 3mm round natural brass melon spacer bead (BMB-4233)
 - o a 10mm round antiqued brass bead (BMB-1507)
 - o a 3mm round natural brass melon spacer bead (BMB-4233)
 - o an 8mm round antiqued brass bead (BMB-1506)
 - o a 3mm round natural brass melon spacer bead (BMB-4233)
 - o a 6mm round antiqued brass bead (BMB-1505)
 - o a 3mm round natural brass melon spacer bead (BMB-4233)
 - o a 5mm round antiqued brass bead (BMB-1504)
 - o a 3mm round natural brass melon spacer bead (BMB-4233)
 - o and a 3mm round antiqued brass bead (BMB-1502).
3. Thread the other end of the chain into a beading chain end cap/crimp end and squeeze the center part of the crimp with a pair of chain nose pliers.
4. Open two jump rings. Use one to attach the lobster clasp to one end of the chain. Use the other jump ring to attach the extender chain to the other end of the chain. Close both jump rings again.