

## Hearts and Thoughts European Style Necklace

Project N1035 [Skill Level: Beginner]

Designer: Megan Milliken

Wear your favorite European Style beads on a necklace! It's especially cute with a charm hanger bead and a little alphabet charm.




### What You'll Need

Silver Plated Necklace For Large Hole Pandora Style Beads - Screw End 18 Inches




SKU: AXC-9475  
Project uses 1 piece

Silver Tone Scroll Line Large Hole Bead - Charm Bail With Loop - Fits Pandora



SKU: BMB-8371  
Project uses 1 piece

Silver Plated Large Hole Barrel Bead 'Pink Hearts' - Fits Pandora Style Chain



SKU: BMB-8415  
Project uses 2 pieces

Silver Plated Large Hole Bead -Pink Enamel Adorned With SWAROVSKI ELEMENTS Crystal- Pandora Style



SKU: BMB-8404  
Project uses 2 pieces

Silver Plated 1/2 Inch Round Alphabet Charm Lowercase Letter 'k'



SKU: PND-9561  
Project uses 1 piece



### Specialized Tools

Beadsmith Jeweller's Micro Pliers Chain Nose Flat Nose



SKU: XTL-5511


### Instructions:

1. Remove the jump ring included with your silver tone scroll large hole charm bail bead.
2. Open the jump ring included with your silver plated round alphabet charm and insert the loop from the charm hanger bead. Close the jump ring.
3. Unclasp an 18" silver plated necklace for European Style beads and unscrew the end.
4. Slide on a silver plated large hole barrel bead with pink hearts, a silver plated large hole bead pink enamel with crystals, your charm hanger bead, another bead with crystals, and another bead with hearts.
5. Screw the end back on your necklace.

### Variations

Play with the large selection of European Style beads to personalize this necklace.

When substituting in items, pay attention to sizes and styles to make sure all your pieces will fit together.



**Keywords:** European Style beads, pink, silver, initial, monogram, necklace, hearts