

Callista Necklace

Project N1022

Designer: Megan Milliken

Delicate gold and silver plated beads are woven into beaded beads in this dainty necklace. It calls to mind a celebration, and would be perfect for the holidays, or for any special occasion.




What You'll Need

Silver Plated 3mm Round Metal Beads (100)




SKU: BMB-5052
Project uses 60 pieces

22K Gold Plated 3mm Round Metal Beads (100)



SKU: BMB-5062
Project uses 30 pieces

22K Gold Plated Figaro Chain 4mm x 1.5mm - By The Foot




SKU: CHA-1606
Project uses 2 feet

22K Gold Plated Curved Lobster Clasps 10mm (6)



SKU: FCL-4720
Project uses 1 piece

22K Gold Plated Open Jump Rings 4mm 20 Gauge 22k Gold Plated (100)



SKU: FJR-3914
Project uses 2 pieces

Wildfire Thermal Bonded Beading Thread .006 Inch - White- 50 Yd



SKU: XCR-8933
Project uses 1 piece



Specialized Tools

Beading Needles For Soft Touch .010 16 Needles Size 10



SKU: XTL-3010

Fiskars 5 Precision Tip Scissors - Super Sharp



SKU: XTL-5700

BeadSmith Cordless Thread Zap II Thread Burner Tool



SKU: XTL-0106

Beadsmith Jeweller's Micro Pliers Chain Nose Flat Nose



SKU: XTL-5511

Instructions:

1. Before you begin, watch the video: How to Make a Beaded Bead Using Right Angle Weave Double Needle Method.
2. Following the instructions in the video, make two beaded beads using 3mm silver plated metal beads and one beaded bead using 3mm 22k gold plated metal beads.
3. Cut a 16" length of 22k gold plated figaro chain.
4. Thread the chain through one silver plated bead, the gold plated bead, and then the second silver plated bead. Make sure that the chain goes through the center of the beads, using two of the larger holes across from each other.
5. Attach a 4mm, 20 gauge gold plated jump ring to one end of your chain.
6. Use a second jump ring to attach a 10mm gold plated lobster clasp to the other end of your chain.

Variations

Choose from among the various metal finishes we carry to give your necklace a whole different look.

When substituting in items, pay attention to sizes and styles to make sure all your pieces will fit together.



Keywords: beaded bead, gold, silver, holiday, metal