

Spring Carnival Earrings

Project E727 [Skill Level: Beginner]


Designer: Julie Bean

Sparkling Beadelle Crystal pave beads take center stage in this elegant pair of earrings. The beads feature pretty pastel crystals set against a gold backdrop; making these earrings perfect for spring, summer or even the Easter holiday.




What You'll Need

Beadelle Crystal 10mm Round Pave Bead - Gold Plated / Lt Multi Rainbow (1 Pc)



SKU: BDLL-0105
Project uses 2 pieces

22K Gold Plated Head Pins 1 Inch Long/21 Gauge (50)



SKU: FHP-6305
Project uses 2 pieces


22K Gold Plated Earring Hooks Kidney Wires Extra Extra Long 2 Inch (1 Pair)



SKU: FEA-6602
Project uses 1 pair

Specialized Tools

Beadsmith Jeweller's Micro Pliers Chain Nose Flat Nose



SKU: XTL-5511

Xuron Sharp Flush Cutter Pliers - Wire/Soft Flex



SKU: XTL-5600

Wire Looping Pliers - Concave And Round Nose



SKU: XTL-5032

Instructions:



Remember to double these directions to make your matched pair of earrings.

1. Onto a head pin, place a 10mm Beadelle Crystal round pave bead.
2. Create a simple wire loop after the bead. Cut off excess wire with flush cutters.
3. Slip the bead (via its loop) onto your kidney wire earring hook.
4. All done!

Variations

Choose your favorite color of Beadelle 10mm round pave beads for this project.

When substituting in items, pay attention to sizes and styles to make sure all your pieces will fit together.



Keywords: Beadelle Beads, Easter, Pastel