

## Katia Earrings

**Project E3017** [Skill Level: Beginner]

*Designer: Karlin Jones*

These vibrant earrings incorporate dark neon purple beads hanging off of ornate filigree chandelier earrings. They will add a gorgeous pop of color to your outfit!




### What You'll Need

Czech Glass Smooth Round Beads 8mm Diameter - Dark Neon Vivacious Purple (1 ST)




SKU: BCP-13024  
Project uses 6 pieces

22K Gold Plated Head Pins - 22 Gauge/1 Inch (50)



SKU: FHP-5214  
Project uses 6 pieces

22K Gold Plated Open Jump Rings 4mm 22 Gauge (50)



SKU: FJR-5452  
Project uses 6 pieces

Gold Plated Small Earring Hooks 16mm (20 Pairs)



SKU: FEA-3312  
Project uses 2 pieces

Antiqued Brass 3 to 1 Filigree Flower Chandelier Earring Parts 25mm (2)



SKU: FEA-9901  
Project uses 2 pieces

### Specialized Tools

Xuron Sharp Flush Cutter Pliers - Wire/Soft Flex




SKU: XTL-5600

Beadsmith Jewelry Fine Round Nose Micro Pliers



SKU: XTL-5514

Beadsmith Jeweller's Micro Pliers Chain Nose Flat Nose



SKU: XTL-5511

### Instructions:


By following the instructions below, you will make one earring. Repeat all instructions to make the second earring.

1. Begin by stringing on a dark neon purple Czech glass bead onto your head pin and create a simple wire loop with your round nose pliers. Snip off any excess wire with your flush cutters.
2. Repeat this process 2 more times.
3. Open up 3 jump rings and slide them each onto the 3 simple wire loops you just made. Do not close your jump rings quite yet.
4. Next, take your chandelier earring component and through the holes on the bottom, slide on each of your open jump rings. Close the jump rings using your chain nose pliers.
5. Then open the bottom loop of your earring hook (how you would a jump ring) and slide on your chandelier earring component.
6. Your earring is now ready.

### Variations

Look through a variety of 8mm dark neon beads and pick your favorite color.

When substituting in items, pay attention to sizes and styles to make sure all your pieces will fit together.



**Keywords:** Czech glass dark neon beads, earrings, filigree