

## Veronica Earrings in Pink

Project E2026 [Skill Level: Beginner]

Designer: Kat Silvia

This is a great project to make if you have any extra scraps of chain because this project doesn't need a long piece of chain to make a big statement.



### What You'll Need

Murano Style Glass Copper Foil Light Amethyst Small Drops For Earrings (2)




SKU: BGL-7243  
Project uses 2 pieces

22K Gold Plated Open Jump Rings 5mm 20 Gauge (100)




SKU: FJR-5250  
Project uses 2 pieces

Bright 22K Gold Plated Long And Short Chain 3x5mm - Bulk By The Foot



SKU: CHA-99970  
Project uses 4 inches

22K Gold Plated Pewter Stud Earrings Dome Post & Ring 8mm



SKU: FEA-1501  
Project uses 2 pieces

Gold Tone Hypo Allergenic Bullet Clutch Earring Backs (x50)



SKU: FEA-1012  
Project uses 2 pieces

### Specialized Tools

Xuron Sharp Flush Cutter Pliers - Wire/Soft Flex



SKU: XTL-5600

Beadsmith Jeweller's Micro Pliers Chain Nose Flat Nose



SKU: XTL-5511

Beadsmith Jeweller's Micro Pliers Chain Nose Flat Nose



SKU: XTL-5511

### Instructions:


By following the instructions below, you will make one earring. Repeat all instructions to make the second earring.

1. Cut two inches of chain.
2. Thread the chain through the loop of the drop earring pendant.
3. Open a jump ring and attach both sides of the chain to the open jump ring. Before you close it, also attach the ring of the post earring. Make sure the earring drop will face the front before closing the jump ring. Close the jump ring.
4. Place the earring back on the post earring.

### Variations

Try these earrings in Blue and Yellow. You can also experiment with different metal findings. This is a great project to use if you have extra scraps of chain.

When substituting in items, pay attention to sizes and styles to make sure all your pieces will fit together.



**Keywords:** glass, foil, murano, teardrop, chain, posts, pink