

## Teal Artisan Drop Earrings

**Project E2001** [Skill Level: Beginner]

*Designer: Kat Silvia*

This is a great piece if you want an elegant vintage drop earring by combining the SWAROVSKI ELEMENTS teardrop pearls and crystal beads with the Vintaj Pewter. The perfect mix of old and new.



### What You'll Need

Sterling Silver French Wire Earring Hooks (10)




SKU: FEA-2010  
Project uses 2 pieces

Vintaj Artisan Pewter Oval Etruscan Connector Link 9.5x22.5mm (1)




SKU: FCO-5272  
Project uses 2 pieces

Silver Plated Head Pins 2 Inches Long/22 Gauge (X50)



SKU: FHP-5320  
Project uses 2 pieces

Silver Plated Open Eye Pins 21 Gauge 1.5 Inch (x50)




SKU: FHP-6260  
Project uses 2 pieces

SWAROVSKI ELEMENTS Crystal 5821 11mm Tear Drop Faux Pearls Petrol Crystal (4)



SKU: SWP-1185  
Project uses 2 pieces

SWAROVSKI ELEMENTS Crystal 5328 5mm Bicone Beads Indian Sapphire (20)



SKU: SWBB-1528  
Project uses 8 pieces

### Specialized Tools

Beadsmith Jeweller's Micro Pliers Chain Nose Flat Nose



SKU: XTL-5511

Xuron Sharp Flush Cutter Pliers - Wire/Soft Flex



SKU: XTL-5600

Wire Looping Pliers - Concave And Round Nose



SKU: XTL-5032

### Instructions:


By following the instructions below, you will make one earring. Repeat all instructions to make the second earring.

1. Place your Tear Drop pearl (so the larger part of the pearl is down) on to the head pin and then add 3 bicone crystals on top.
2. Create a simple wire loop. Open the simple wire loop that you just made (do this the same way you would open a jump ring. ) and attach the head pin (with beads) to one side of the Vintaj Artisan Pewter Dual Ring Connector Link. Close the simple wire loop.
3. Attach the open eye pin to the other side of the Pewter piece by opening it like a jump ring. Add 1 bicone crystal bead.
4. Create a simple wire loop.
5. Open the loop at the base of your earring hook and attach it to the simple wire loop that you just made. Close the loop back up.

### Variations

Choose your favorite color of crystals and pearls.

When substituting in items, pay attention to sizes and styles to make sure all your pieces will fit together.



**Keywords:** Pearl, Vintaj pewter, drop earrings, SWAROVSKI ELEMENTS, btq-vintagelook