

Honeysuckle Earrings

Project E1077 [Skill Level: Beginner]
Designer: Megan Milliken

Pretty hummingbird cameos adorn these earrings, with cyclamen opal crystal bicone accents.



What You'll Need


Antiqued Silver Plated Head Pins 2 Inches Long/22 Gauge (50)
SKU: FHP-6351
Project uses 2 pieces




Antiqued Silver Plated 18x13mm Etched Texture Oval Bezel Pendants (2)
SKU: PND-5753
Project uses 2 pieces



SWAROVSKI ELEMENTS Crystal Beads, 5328 Bicone, 4mm, 24 Pieces, Cyclamen Opal
SKU: SWBI-14126
Project uses 2 pieces




Vintage Style Lucite Oval Cameos Purple With Ivory Hummingbirds 18x13mm (4)



SKU: SPCB-398
Project uses 2 pieces

Antiqued Silver Plated Fish Hook Earring Hooks (50)



SKU: FEA-3091
Project uses 2 pieces

E6000 Industrial Strength Glue Adhesive (0.18 fl oz)



SKU: XTL-1054
Project uses 1 tube

Specialized Tools

Beadsmith Jeweller's Micro Pliers Chain Nose Flat Nose



SKU: XTL-5511

Beadsmith Jewelry Fine Round Nose Micro Pliers



SKU: XTL-5514

Xuron Sharp Flush Cutter Pliers - Wire/Soft Flex



SKU: XTL-5600

Instructions:

By following the instructions below, you will make one earring. Repeat all instructions to make the second earring.

1. Place a dab of E6000 glue onto the back of a hummingbird cameo and press it into place in an antique silver plated bezel pendant. Allow the glue to set for about twenty minutes before continuing.
2. Clip the tip (head end) off of an antique silver plated head pin. Create a simple wire loop at one end to create an eye pin.
3. Place a cyclamen opal bicone bead onto the eye pin. Create a simple wire loop after the loop. Rotate your two loops on the link so that they are perpendicular to each other.
4. Open one of the loops on your bicone link that you created and place the bezel pendant onto the loop; close the loop.
5. Open the other loop on your bicone link and connect it to an antique silver plated earring hook; close the loop.
6. Allow the glue to dry thoroughly before wearing.

Variations

Choose your favorite cameos to personalize the look of your earrings.

When substituting in items, pay attention to sizes and styles to make sure all your pieces will fit together.



Keywords: purple, hummingbird, bird, cameo, earrings, silver