

Regency Dreams Earrings

Project E1062 [Skill Level: Beginner]
Designer: Megan Milliken

Beautiful crystal baguette pave beads sway from sterling silver chains in these dainty, eye catching earrings. Add some glamour to your favorite outfit!




What You'll Need

SWAROVSKI ELEMENTS Crystal BeCharmed Baguette Pave Bead Light Rose - European Style Large 4.5mm Hole (1)



SKU: SWBB-5168
Project uses 2 pieces

Sterling Silver Flat Cable Chain 2mm Unfinished Bulk By The Foot




SKU: CHA-1619
Project uses 2 inches

TierraCast Rhodium Plated Lead-Free Pewter Classic Pandora Bead Aligners 7mm (4)



SKU: BMB-3174
Project uses 4 pieces

Sterling Silver Head Pins 22 Gauge 2 Inches (10)




SKU: FHP-02320
Project uses 2 pieces

Sterling Silver Sleek & Graceful Shepherd Crook Earring Hooks (2 PAIR)



SKU: FEA-4046
Project uses 2 pieces

Sterling Silver Open Jump Rings 3mm 22 Gauge (20)



SKU: FJR-03030
Project uses 4 pieces


SWAROVSKI ELEMENTS Crystal Beads, 5328 Bicone, 4mm, 24 Pieces, Crystal



SKU: SWBI-1400
Project uses 4 pieces

Specialized Tools

Beadsmith Jeweller's Micro Pliers Chain Nose Flat Nose



SKU: XTL-5511

Wire Looping Pliers - Concave And Round Nose



SKU: XTL-5032

Xuron Sharp Flush Cutter Pliers - Wire/Soft Flex



SKU: XTL-5600

Instructions:

1. Thread a 4mm crystal bicone bead, a rhodium plated bead aligner, a light rose crystal BeCharmed baguette pave bead, another bead aligner, and another bicone bead onto a silver plated 2", 22 gauge head pin. Make sure that the ends of the bead aligners are sitting inside the BeCharmed bead.
2. Create a wrapped wire loop after the last bicone bead.
3. Cut a 1" length of sterling silver 2mm flat cable chain.
4. Use a 3mm sterling silver jump ring to hang the beaded piece from one end of the chain. Use a second jump ring to hang the other end of the chain from a sterling silver shepherd crook earring.
5. Repeat this process to create your second earring.

Variations

Choose your favorite color pave beads to give your earrings a more personal look.

When substituting in items, pay attention to sizes and styles to make sure all your pieces will fit together.



Keywords: Keywords: SWAROVSKI ELEMENTS, crystal, pave, sparkle, dangle, chain, silver, rose, pink, baguette, btq-allthatglitters, btq-lux