


Jenny Earrings


Project E1053 [Skill Level: Intermediate]
Designer: Megan Milliken


These charming earrings have a very bohemian chic look, with a patterned background and pretty brass marigold stampings.




What You'll Need


Nunn Design Antiqued Silver Plated Bezel Lg Round Earrings 1 Pr
SKU: FEA-8202
Project uses 2 pieces


Nunn Design Solid Brass Stamping Small Marigold Flower Embellishment 8mm (4)
SKU: PND-6856
Project uses 2 pieces

Collage Sheet Middle Eastern Art 24mm Rectangles (1 Sheet)
SKU: XTL-9462
Project uses 1 piece

JudiKins Diamond Glaze Water Based Adhesive (2 Fl. Oz.)
SKU: XTL-1020
Project uses 1 bottle

Specialized Tools

Fiskars 5 Precision Tip Scissors - Super Sharp
SKU: XTL-5700

Eurotool Oval And Circle Template Set - Assorted Sizes
SKU: XTL-0163

Instructions:

Please remember to double these instructions to create your matched pair of earrings.

1. Select a pattern that you like from the Middle Eastern Art collage sheet. Using a pencil, carefully trace the #20 circle on your circle template. Trace your shape to one side of the rectangle so that you can fit two in the one space.
2. Cut out the circle carefully just inside the pencil line.
3. Place a small layer of Diamond Glaze onto the back of your image and press it into a Nunn Design antique silver plated bezel earring. Smooth it down to remove any bubbles under the image and allow to dry.
4. Pour a thin layer of Diamond Glaze onto the surface of your image. Use a toothpick to really make sure that the glaze is all the way to the edges under the lip of the bezel. Be very thorough and get all those bubbles out or it will not dry right.
5. Place a Nunn Designs brass marigold stamping into the center of your bezel and press it down into the glaze. Try to pop any bubbles with the toothpick before the glaze dries. Allow the glaze to dry.
6. Then pour another thin layer of glaze into the bezel around the flower stamping, and allow to dry.

Variations

Choose your favorite collage images, with stampings to match, to give your earrings a wholly different feel.

When substituting in items, pay attention to sizes and styles to make sure all your pieces will fit together.



Keywords: silver, brass, marigold, Nunn Design, pattern, flower, antiqued, Diamond Glaze, collage