

Nesting Doll Earrings

Project E1016


Designer: Megan Milliken

Super cute rose pink Russian nesting doll porcelain beads are accented with Czech glass beads and antique brass findings in this fun pair of earrings.



What You'll Need

Czech Fire Polish Glass Beads 3mm Round Topaz AB (50)



SKU: BCP-3311
Project uses 4 pieces

Czech Glass Druk Round Beads 4mm Lt Olive Picasso (100)




SKU: BCP-74300
Project uses 2 pieces

Painted Porcelain Matryoshka Russian Nesting Doll Style Beads Pink 27mm (2)




SKU: BWC-1106
Project uses 2 pieces

Antiqued Brass Leverback Earrings - 10 Earring Findings



SKU: FEA-6020
Project uses 2 pieces

Antiqued Brass Open Eye Pins 22 Gauge 2 Inch (x50)



SKU: FHP-6287
Project uses 2 pieces


Antiqued Brass Head Pins 1.5 Inches / 22 Gauge (X50)



SKU: FHP-6311
Project uses 2 pieces

Specialized Tools

Beadsmith Jeweller's Micro Pliers Chain Nose Flat Nose



SKU: XTL-5511

Xuron Sharp Flush Cutter Pliers - Wire/Soft Flex



SKU: XTL-5600

Wire Looping Pliers - Concave And Round Nose



SKU: XTL-5032

Instructions:

Remember to double these instructions to create your matched pair of earrings.

1. Place a 4mm Light Olive Picasso Czech glass round druk bead onto a 1.5", 22 gauge antique brass plated head pin. Create a wrapped wire loop after the bead.
2. On a 2", 22 gauge antique brass eye pin, place a 3mm topaz AB round Czech fire polish bead, then a pink porcelain Russian nesting doll bead, and then another fire polish bead. Make a wrapped wire loop after the last bead.
3. Open the loop on the bottom of the eye pin and hang the druk bead from it, then close the loop.
4. Open the loop on an antique brass leverback earring finding and hang the nesting doll bead from it, then close the loop.

Variations

These Russian nesting doll beads come in a variety of colors, so you can choose your favorite (or favorites) to make into earrings.

When substituting in items, pay attention to sizes and styles to make sure all your pieces will fit together.



Keywords: russian, nesting, doll, porcelain, painted, matryoshka, matrushka