


Love Abounds Bracelet

Project B632
Designer: Julie Bean

Show your love while wearing this glistening Sterling Silver bracelet filled with gorgeous large-hole Pandora Style beads. The focal fancy crystal heart charm bead elegantly finishes the design.




What You'll Need

Sterling Silver Round Smart Bead Stoppers - Fits European Style Bracelets - 8mm (2)




SKU: BMB-2686
Project uses 2 pieces

Sterling Silver Barrel Bead With Clear Crystals In Ferido - European Style Large Hole 10mm (1)



SKU: BMB-2699
Project uses 2 pieces

Clearance! 60% Off! Sterling Silver Bead With Sparkling 6x4mm Oval CZ Stones - Large Hole




SKU: BMB-2710
Project uses 2 pieces

Sterling Silver 8mm Round Stardust Smart Bead Stoppers 3mm Hole - European Style Large Hole (2)




SKU: BMB-2735
Project uses 2 pieces

Sterling Silver Fancy Crystal Puff Heart Dangle Charm Bead - European Style Large Hole



SKU: BMB-2755
Project uses 1 piece

Sterling Silver Crystal Pave Large Hole European Style Bead - 12x7.5mm - 'Light Rose' (1)




SKU: BMB-2904
Project uses 2 pieces

Sterling Silver Crystal Pave Large Hole European Style Bead - 12x7.5mm - 'Fuchsia' (1)




SKU: BMB-2906
Project uses 2 pieces

Sterling Silver Crystal Pave Large Hole European Style Bead - 12x7.5mm - 'Pink Rainbow'




SKU: BMB-2923
Project uses 2 pieces

Sterling Silver Crystal Pave Large Hole European Style Bead - 12x7.5mm - 'Fuchsia Rainbow'



SKU: BMB-2924
Project uses 2 pieces

Sterling Silver Rondelle 3.5mm Hole Spacer Bead - European Style Large Hole - 3x6mm (2)



SKU: BMB-6145
Project uses 4 pieces

Sterling Silver Charm Bracelet For European Style Large Hole Beads 3mm / 7.5 Inch Screw End Lobster Clasp



SKU: AXC-9417
Project uses 1 piece


Instructions:

1. Take your sterling silver charm bracelet and unscrew the end so that you can now slide your large hole beads onto the chain.
2. Slide your beads onto the the chain in the following order: Sterling Silver round smart bead stopper; Sterling Silver crystal pave Pandora style bead in fuchsia; Sterling Silver rondelle 3.5mm hole spacer bead; Sterling Silver barrel bead with clear crystals; Sterling Silver round smart bead stopper; Sterling Silver crystal pave Pandora style bead in pink rainbow; Sterling Silver round stardust smart bead stoppers; Sterling Silver fancy crystal puff heart dangle charm bead; Sterling Silver round stardust smart bead stoppers; Sterling Silver crystal pave Pandora style bead in fuchsia rainbow; Sterling Silver round smart bead stopper; Sterling Silver bead with sparkling 6x4mm oval Czech stones; Sterling Silver rondelle 3.5mm hole spacer bead; Sterling Silver crystal pave Pandora style bead in light rose; Sterling Silver round smart bead stopper
3. Position your beads in the center of your chain.
4. Re-screw the end back onto the bracelet.
5. Enjoy!

Variations

There are so many beautiful large hole beads which can be added to this bracelet or used in place of one of the beads listed.

When substituting in items, pay attention to sizes and styles to make sure all your pieces will fit together.



Keywords: pink, heart, silver, pandora, bracelet, btq-lux, btq-valentine