

## Taos Sunset Bracelet

Project B119

Designer: Andrea Morici

A lovely companion piece to our Taos Sunset necklace.



### What You'll Need

Beadalon Beading Wire Bronze 7 Strand .015 Inch / 30Ft



SKU: XCR-67563  
Project uses 10 inches

Red Agate Large Smooth Nugget Beads /24 Inch Strand (Heat Dyed)




SKU: SPAG-53  
Project uses 4 pieces

Apatite Gemstone Chips Beads 5-10mm / 35 Inch Strand Deep Blue Green




SKU: SPAP-01  
Project uses 15 pieces

Real Copper Small Uniform Round Beads 3 mm (100)



SKU: BMB-1836  
Project uses 20 pieces

Antiqued Copper Plated Fluted Round Beads 5.5mm (72 Beads)



SKU: BMB-5303  
Project uses 10 pieces

Nunn Design Copper Plated Pewter Round Toggle Clasp Ring 11mm (1)




SKU: FCL-7511  
Project uses 1 piece

Nunn Design Antiqued Copper Plated Leaf Toggle Clasp Bar 25mm (1)




SKU: FCL-7503  
Project uses 1 piece

Bright Copper Crimp Beads 2mm x 1.2mm (100)



SKU: FCR-1254  
Project uses 4 pieces

Bright Copper Crimp Bead Covers 3mm (x50)



SKU: FCR-1008  
Project uses 4 pieces

### Instructions:

1. The finished length of this bracelet is roughly eight and one quarter inches long. If you'd like to adjust the length to make it either longer or shorter, you may omit or add 3mm copper beads from either end. Cut a piece of beading wire at ten inches long and secure one end with a Bead Stopper.
2. Onto the wire, thread the following:
  - o a 3mm copper bead (BMB-1836)
  - o a 5.5mm antique copper fluted bead
  - o a 3mm copper bead (BMB-1836)
  - o three apatite gemstone chips (SPAP-01)
  - o a 3mm copper bead (BMB-1836)
  - o a 5.5mm antique copper fluted bead
  - o a 3mm copper bead (BMB-1836)
  - o a large red agate nugget (SPAG-53)
  - o a 3mm copper bead (BMB-1836)
  - o a 5.5mm antique copper fluted bead
  - o a 3mm copper bead (BMB-1836)
  - o three apatite gemstone chips (SPAP-01)
  - o a 3mm copper bead (BMB-1836)
  - o a 5.5mm antique copper fluted bead
  - o a 3mm copper bead (BMB-1836)
  - o a large red agate nugget (SPAG-53)
  - o a 3mm copper bead (BMB-1836)
  - o a 5.5mm antique copper fluted bead
  - o a 3mm copper bead (BMB-1836)
  - o three apatite gemstone chips (SPAP-01)
  - o a 3mm copper bead (BMB-1836)
  - o a 5.5mm antique copper fluted bead
  - o a 3mm copper bead (BMB-1836)
  - o a large red agate nugget (SPAG-53)
  - o a 3mm copper bead (BMB-1836)
  - o a 5.5mm antique copper fluted bead
  - o a 3mm copper bead (BMB-1836)
  - o three apatite gemstone chips (SPAP-01)
  - o a 3mm copper bead (BMB-1836)
  - o a 5.5mm antique copper fluted bead
  - o a 3mm copper bead (BMB-1836)
3. Thread two crimp tubes onto the end of your strand, but do not crimp them yet.
4. Thread the end of your strand through the loop on the round toggle clasp and back through the two crimp tubes. Crimp the tubes.
5. Remove the bead stopper from the opposite end and add two crimp tubes, but do not crimp them yet.
6. Thread the end of your strand through the loop on the leaf toggle bar and back through the two crimp tubes. Crimp the tubes.
7. Add a crimp cover over each of the four crimp tubes, and gently squeeze them closed. Trim off excess wire.