

Get Inked Charm Bracelet

Project B1035

Designer: Megan Patton

Tough but feminine, this charm bracelet has a lovely assortment of silver plated pewter charms featuring commonly tattooed items, such as a horseshoe and a pin up girl.

What You'll Need

Matte Black Oxidized Plated Cable Chain 9mm - Bulk By The Foot




SKU: CHA-99989
Project uses 1 foot

Silver Plated Pewter Dia De Los Muertos Sacred Heart Toggle Clasp 18mm (1)




SKU: FCL-7104
Project uses 1 piece

Light Pink Color Aluminum Open Jump Rings 6mm 19 Gauge (50)




SKU: FJR-6043
Project uses 11 pieces

Fine Silver Plated Pewter Western Horseshoe Charm 15mm (1)



SKU: PND-5200
Project uses 1 piece

Fine Silver Plated Pewter Princess Crown Charm 13mm (1)




SKU: PND-5215
Project uses 1 piece

Fine Silver Plated Pewter Western Six Shooter Gun Charm 14mm (1)




SKU: PND-5245
Project uses 1 piece

Fine Silver Plated Pewter Swallow Bird Charm 17mm (1)



SKU: PND-5326
Project uses 1 piece

Fine Silver Plated Pewter Love Heart Tattoo Charm 15mm (1)




SKU: PND-5332
Project uses 1 piece

Fine Silver Plated Pewter Small Faceted Star Charm 11mm (2)




SKU: PND-5366
Project uses 1 piece

Fine Silver Plated Pewter Pin Up Girl Tattoo Charm 25mm (1)



SKU: PND-5418
Project uses 1 piece


Fine Silver Plated Pewter Pirate Skull & Sword Charms 16mm (2)



SKU: PND-5472
Project uses 1 piece

Specialized Tools

Beadsmith Jeweller's Micro Pliers Chain Nose Flat Nose



SKU: XTL-5511

Beadalon Memory Wire Shears Cutting Pliers -Strong & Easy



SKU: XTL-5612

Instructions:

1. Measure your wrist before you begin. You'll want your bracelet chain to measure about 1/2 to 1" longer than your wrist measurement.
2. Use your wire cutters to cut your matte black oxidized plated cable chain to the desired length.
3. Lay out your chain length and arrange your silver plated pewter charms along the chain where you want them. Use a 6mm, 19 gauge pink color aluminum jump ring to hang each charm from the chain. Refer to the photo for placement details.
4. Use another jump ring to attach half of a silver plated pewter sacred heart toggle clasp to one end of the chain. Then use another jump ring to attach the other half of the clasp to the other end of the chain.

Keywords: tattoo, pin up, horseshoe, star, silver, pink, black, skull