

Midnight Orb Earrings

Project E230


Designer: Andrea Morici

Shimmery dark greens and purples make up the intricate woven orbs which hang above a cascade of gunmetal chain in this dark and romantic pair of earrings.



What You'll Need

Czech Fire Polish Glass Beads 4mm Round Green Iris (50)



SKU: BCP-3456
Project uses 60 pieces

Toho Round Seed Beads 11/0 90 'Metallic Amethyst Gun Metal' 8 Gram Tube




SKU: JSK-0047
Project uses 148 pieces

Gunmetal Grey Brass Open Eye Pins 21 Gauge 2 Inch (x50)



SKU: FHP-6270
Project uses 2 pieces

Gun Metal Head Pins 1.5 Inches 24 Gauge (X50)




SKU: FHP-5416
Project uses 24 pieces

Gun Metal Plated Open Jump Rings 6mm 19 Gauge (100)



SKU: FJR-5296
Project uses 2 pieces

Gunmetal Steel Bar & Link Chain 8.5mm Bulk By The Foot



SKU: CHA-9663
Project uses 4 feet

Gunmetal Plated Small Earring Hooks 16mm (20 Pairs)




SKU: FEA-3313
Project uses 2 pieces

Set of 6 Big Eye Beading Needles in 4 Sizes - Easiest Needles To Thread!



SKU: XTL-3165
Project uses 1 piece

Fireline Braided Beading Thread .006 In. - Smoke Grey - 15 Yards



SKU: XCR-1285
Project uses 4 feet

Specialized Tools

Xuron Sharp Flush Cutter Pliers - Wire/Soft Flex



SKU: XTL-5600

Beadsmith Jeweller's Micro Pliers Chain Nose Flat Nose



SKU: XTL-5511

Beadsmith Jewelry Fine Round Nose Micro Pliers



SKU: XTL-5514

Instructions:

1. If you are not already familiar with how to create an ornate beaded bead, please watch our instructional video before proceeding. Remember to double all of the instructions in order to create both earrings.
2. Using the 11/0 Toho seed beads and the 4mm Czech fire polish beads, create your woven beaded bead (two total, one per earring).
3. Onto an eye pin, thread the following: an 11/0 seed bead, the woven ball (through a round of seed beads), and another seed bead. Create a wrapped wire loop at the top of the eye pin and trim off excess wire.
4. Cut twelve pieces of the bar link chain which are three bars long each; include the small oval links at each end.
5. Open a gunmetal jump ring and thread it through the small oval links at one end of all twelve chain pieces. Also, thread the jump ring through the eye of the eye pin before closing the it once more.
6. Onto twelve separate head pins, thread an 11/0 Toho seed bead. Create a simple wire loop on each head pin and trim off excess wire. Open the loop on each head pin and add each to the links at the bottom of each piece of chain. Close the loops once more.
7. Open the loop on your earring hook and thread it through the wrapped wire loop at the top of the woven ball. Close the loop once more.