

Silver Shimmer and Gold Glimmer Bracelet

Project B503

Designer: Kathy Mannix

Wow your friends with this beautiful mixture of silver and gold glimmer.



What You'll Need

Sterling Silver Charm 2.5mm Bracelet For Troll Beads 7 Inches Screw End

SKU: AXC-9430
Project uses 1 piece



14K Gold Filled Round Smart Bead Stoppers - Fits Pandora - 8mm (2)

SKU: BMB-2730
Project uses 2 pieces



Sterling Silver Round Smart Bead Stoppers - Fit Pandora Bracelet - 8mm (2)

SKU: BMB-2686
Project uses 2 pieces




22K Gold Plated Greek Wave On Silver Tone Bead - Fits Pandora (1)

SKU: BMB-8295
Project uses 1 piece



22K Gold Plated Silver Tone Bead Adorned With SWAROVSKI ELEMENTS Crystal Clear - Fits Pandora (1)

SKU: BMB-8283
Project uses 1 piece



22K Gold Plated Silver Tone Large Hole Bead With Beaded Center Fits Pandora (1)

SKU: BMB-8186
Project uses 1 piece




Antiqued Sterling Silver Scrolls And Dots Bead - Fits Pandora - 9mm (1)

SKU: BMB-2714
Project uses 1 piece



22K Gold Plated Silver Tone Puff Hearts Spacer Large Hole Bead Fits Pandora (1)

SKU: BMB-8185
Project uses 1 piece



Antiqued Sterling Silver Daisy Flower Bead - Fits Pandora - 10mm (1)

SKU: BMB-2715
Project uses 1 piece




Antiqued Sterling Silver Beaded Barrel Bead - Fits Pandora - 11mm (1)

SKU: BMB-2694
Project uses 1 piece



22K Gold Plated Sterling Silver Cobblestone Spacer Bead - Fits Pandora - 9mm (1)

SKU: BMB-2720
Project uses 1 piece




22K Gold Plated Sterling Silver Beaded Spacer Bead - Fits Pandora - 9mm (1)

SKU: BMB-2721
Project uses 1 piece




Gold Vermeil Filigree European Style Bead With Crystal 10.5mm (1)

SKU: BMB-6234
Project uses 1 piece



22K Gold Plated Large Hole Spacer Bead With Wrapped Leaf Design Fits Pandora (1)

SKU: BMB-8176
Project uses 1 piece



22K Gold Plated Wide Diagonal Stripe Bead - Fits Pandora (1)

SKU: BMB-8288
Project uses 1 piece



Instructions:

1. Unscrew the jump ring end of the bracelet and set aside (make sure you put in a place you can remember:).

2. String on the beads in this order:

- o 14K Gold Filled Round Smart Bead Stoppers (BMB-2730)
- o Antiqued Sterling Silver Scrolls And Dots Bead - Fits Pandora - 9mm (BMB-2714)
- o 22K Gold Plated Greek Wave On Silver Tone Bead - Fits Pandora (BMB-8295)
- o 22K Gold Plated Large Hole Spacer Bead With Wrapped Leaf Design (BMB-8176)
- o 22K Gold Plated Sterling Silver Beaded Spacer Bead (BMB-2721)
- o Sterling Silver Round Smart Bead Stoppers - Fit Pandora Bangle (BMB-2686)
- o Antiqued Sterling Silver Beaded Barrel Bead (BMB-2694)
- o 22K Gold Plated Silver Tone Bead With Swarovski Crystal (BMB-8283)
- o 22K Gold Plated Sterling Silver Cobblestone Spacer Bead (BMB-2720)
- o 22K Gold Plated Wide Diagonal Stripe Bead (BMB-8288)
- o Sterling Silver Round Smart Bead Stoppers (BMB-2686)
- o Gold Vermeil Filigree European Style Bead With Crystal 10.5mm (BMB-6234)
- o 22K Gold Plated Silver Tone Large Hole Bead With Beaded Center (BMB-8186)
- o 22K Gold Plated Silver Tone Puff Hearts Spacer Large Hole Bead (BMB-8185)
- o Antiqued Sterling Silver Daisy Flower Bead (BMB-2715)
- o 14K Gold Filled Round Smart Bead Stoppers (BMB-2730)

Smart beads will stay put wherever you decide.

3. Screw the jump ring end on and you're finished.

Video:

Variations

Check out our other Pandora bracelet projects: Blue Dog Days Bracelet and the Hearts Complete Bracelet.

Looking for more Pandora-style beads to add to your fabulous bracelet? You don't have to use the exact same beads in this project. Click here to see our entire collection!